

# HDMC/BSMC CLEANABLE ROTARY VALVES

The HDMC and BSMC rotary valves are a cost effective solution for occasional cleaning of the valve internals.

## + Your Advantages


- Full access to all parts and surfaces for cleaning and inspection
- The non-drive end cover can be quickly removed to gain access for cleaning which can be carried out by plant operators without the need for special tools
- Valve housings are individually pressure tested for 10 Barg explosion and flame containment requirements

## Coatings

In addition to standard stainless steel and cast iron construction special product contact surface coatings are available such as Chrome, Tungsten Carbide, Xylan and Plasma Nitride.

## RotaSafe - Instant Contact Detection to Protect Your Process

The rotor protection system RotaSafe™ is designed to instantly detect any contact between the rotor and valve housing while at the same time sending a signal to the panel to isolate power to the drive motor. It will primarily be of interest to customers where product contamination due to metal to metal contact is a significant issue.



### Technical Data

Sizes	150 – 400 mm
Throughput	Up to 50 m³/h
Flanges	Round, others on request
Construction	Cast iron, stainless steel and nickel alloys
Drive	Chain or direct drive
Finishes	Polished, wear-resistant hard chrome or tungsten carbide, non stick PTFE
ATEX	Full range of dust and gas zones – 10 bar(g) fully autonomous versions



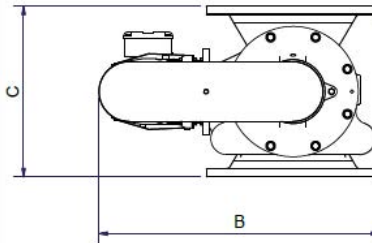
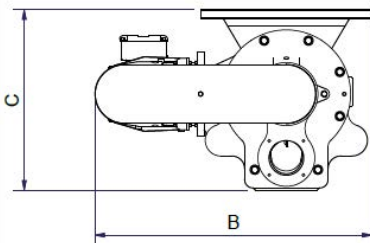
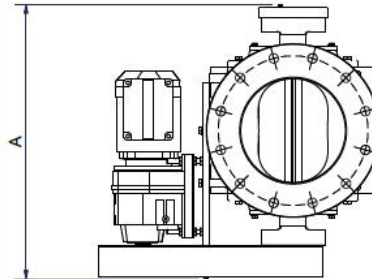
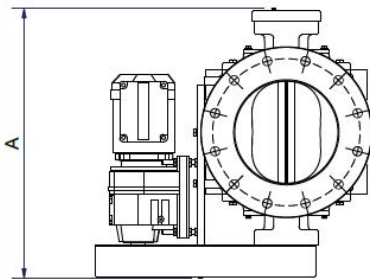
## Dimensions and Weights

### BSMC - Dimensions / mm (Approximate)

Valve	A	B	C	Capacity m <sup>3</sup> /hr/rpm	Weight (Kg)	Pipe Size (mm) Outer Diameter	Pipe Size (mm) Inner Diameter
BSMC 150	661	517	315	0.14	115	63.5	57
BSMC 200	711	586	365	0.35	145	76.2	69.7
BSMC 250	804	657	429	0.68	225	88.9	82.4
BSMC 300	864	751	476	1.21	270	101.6	95.1
BSMC 350	968	839	557	1.88	415	127	120.5
BSMC 400	1018	871	616	2.85	480	152.4	145.9

### HDMC - Dimensions / mm (Approximate)

Valve	A	B	C	Capacity m <sup>3</sup> /hr/rpm	Weight (Kg)
HDMC 150	661	517	280	0.14	110
HDMC 200	711	586	325	0.35	140
HDMC 250	804	657	400	0.68	220
HDMC 300	864	751	460	1.21	265
HDMC 350	968	839	530	1.88	405
HDMC 400	1018	871	590	2.85	470



BSMC CHAIN DRIVE

HDMC CHAIN DRIVE

Other drive arrangements are available – contact Gericke RotaVal for details.